



Water Works Exhibit

- Where does water come from?
- How does water get to our faucets?
- How is it tested for safety?
- Why is it important to conserve?



First Floor Inside Exhibit

See if you can find the answers to these questions in the exhibit!

1. What is most of the water in the Colorado River used for?


agriculture

2. Which states receive water from the Colorado River?


Colorado, Wyoming, Utah, Arizona, New Mexico, Nevada, and California. Mexico does too!

3. What percentage of the Colorado River does Nevada get? (Surprising, right? This is why we need to conserve!)

2%



This is a real working pump station sending water to homes in our city!



4. Where does the water go after it leaves the intake station at Lake Mead?

Ozone Production Tank

5. Why does it go through Ozone Production?

to disinfect it/kill water-borne pathogens

6. What are some micro organisms that lab teams test for to keep water safe to drink?

algae, zooplankton, cyanobacteria, cryptosporidium, salmonella, plankton, e.coli



Want to smell the ozone used to kill water-borne pathogens? Sniff here!



Second Floor of Exhibit

There have been many advancements with water distribution over the years. Take a glimpse at the past.

1. What were the original pipes made from?

red wood and then cast iron

2. Now they are made from

Polyvinyl chloride (PVC)

Would you want to drink water from these pipes? Thankfully, water distribution technology has advanced.



Have your teacher help you find your neighborhood or school on the map. Then, push the buttons to see the pathway the water takes to get to you.

Now in the next room, try using the impeller to pump water. That takes some force!

3. Combined, how many gallons of water in the entire Las Vegas service area do the smaller pumps move daily? _____

How many gallons do the larger pumps move daily? _____

4. The pumphouse you see here is powerful enough to fill 4 swimming pools in 1 minute. Now that's powerful!

Outside Second Floor of Exhibit

Take a Water Walk!

1. Select a person to follow.




2. Grab their device for transporting water.



3. Walk the path and learn how their life was changed by getting access to safe water!



We are so fortunate to have fresh, clean water piped straight into our homes. That is not the case for many people in different countries around the world. Can you brainstorm some things you use water for in the bubble below? How would it be more difficult if you had to walk and carry water for long distances to get water for these things?



Outside Exhibit Door

There are 3 intake pipes that draw the water from Lake Mead and send it to our homes. Watch the video to learn about how the third intake was drilled deep into the ground! Then, read the walls around you for more information to answer the questions.

1. How deep is the 3rd intake?

2. What was the nickname given to the 3rd intake? Circle one.

the 3rd tube the 3rd straw the 3rd river


3. Feel the rocks and minerals that miners had to bore through to place the tunnel segments underground. What is the name of the machine that was used to cut through it?

4. Why is this project so important?



Did you know?

This is a real elevator shaft that was used to take workers below ground!



Did you know?

The circle you passed through on your way in is the actual diameter of the 3rd intake!