



SPRINGS PRESERVE
www.springspreserve.org

Teaching Garden

1st Grade Journal

My Name: _____

My Class: _____



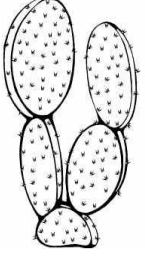

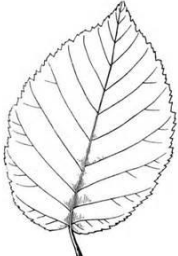








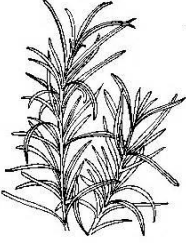
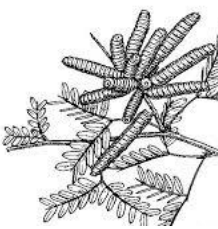
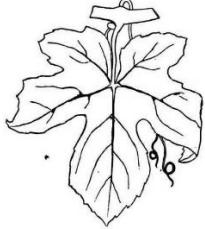






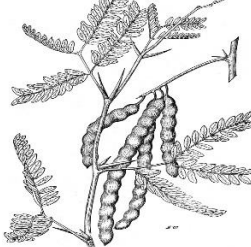



Lesson 1: Fruitful Investigations

What do I want to learn about gardens this year?

What plants would I grow in my dream garden?

Why are gardens important?

Lesson 2: Parts of the Plant

P	L	A	N	T
				
				
		<p>Free Square</p>		
				
				

Lesson 3: The Adventures of Plant Man!

What plant super power would you have?

What would your plant super hero name be?

Draw yourself as a super hero with plant powers:

What cool invention could you create in the real world based off of your plant powers? Draw it if you want to!

Lesson 3: Be Like Me!

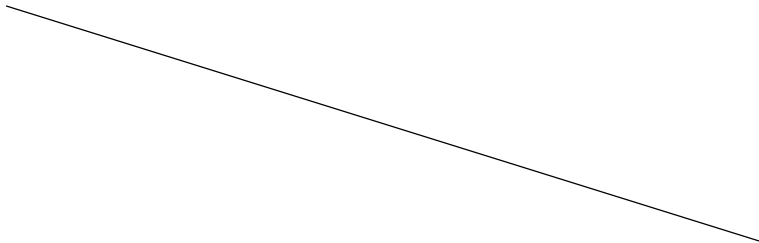



My acorn cap creations:

Lesson 4: The Graph Is Always Greener

Write about your favorite stem. Why is it different from other stems? If you were going to name the plant just based on its stem what would you call it? What would a plant with no stem be like?

Lesson 5: Eat the Rainbow

Color in each fruit or vegetable and draw a line to connect each food to the body part that it makes healthier! There may be more than one right answer.



Lesson 6: Growing the Future

My favorite part of the garden was:

Two things I learned are:

1.

2.

One thing I would teach other people about gardens is:

Draw a picture of yourself at the Springs Preserve garden.